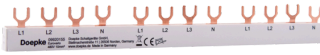


# DATA SHEET

## wiring components

### BG4.2.10



For RCCB/MCB combinations DRCBO 4 type B and B+  
Article number 09920157

symbolic image

#### Function

Wiring materials are components for the wiring of residual current circuit-breakers, residual current operated and miniature circuit-breakers and Do switch-disconnectors in industrial, commercial and privately used electrical distribution units. They considerably reduce the installation work and are available in a wide range of versions in multiple-pole design with various conductor cross-sections. The cut-to-length busbars of the Eurovario system lend themselves to the supply-side connection of residual current circuit-breakers with integral overcurrent protection combinations DRCBO 4 B+ and B on the underside of the device. The rails have a fork design and are available with two and four poles. The EV-S BS contact protector does not cover connections used.

#### Features

Eurovario system phase bar in forked design with a fixed number of module widths, these rails are not suitable for cutting to length

#### Mounting

The rails are inserted in the lower terminals of the devices to be connected.

#### Applications

Busbars from this series are used for residual current circuit-breakers with overcurrent protection (RCCB/MCB combination) of the series DRCBO 4 type B and B+ in power supplies to residential and purpose-built buildings as well as to industrial facilities.

#### Notes

Protective cover only when using "EV-S BS" protective caps for connections that are not used. Higher current can be supplied in the case of joint central supply. Maximum supply current  $I_e > \text{rail current } I_s$ . See diagram.

#### Accessories

input terminals AS, feed-in terminal blocks ES, protective cover caps

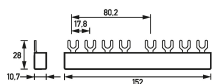
#### Technical Data

Technical Data	BG4.2.10
Series	BG4
suitable for model range	DRCBO 4 Type B/B+
Phase arrangement	L1, L2, L3, N, L1, L2, L3, N
Number of connectable devices	2
Number of Phases	3
Specification connection	fork
Rail cross-section	10 mm <sup>2</sup>
Modular dimension, rail	17.8 mm
Over voltage category	III
Rated voltage (AC)	480 V
Rated current (AC)	63 A
Rated short-circuit current	15 kA
Rated impulse withstand voltage	4.5 kV
	<b>General data</b>
Bar material	Kupfer
Insulated	true
Height	10.7 mm

Subject to technical changes

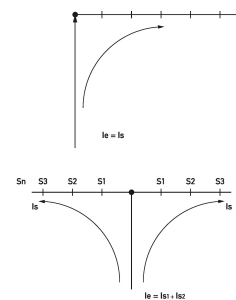
Technical Data	BG4.2.10
Depth	28 mm
Module widths	8.5
Length	152 mm
Weight	0.06 kg
Design requirements/Standards	EN 60947-1:2007, IEC 60947-1:2007

**Dimensions**



*Dimensional drawing Group view*

**Diagrams**



*Diagram Power distribution*