

# JM 4 T 24V KNX


Item no.: 4940260



Home and Building control  
KNX

## Description

- 4-way blind actuator 24V FIX1
- For controlling 24V drives for blinds, shutters, sun and vision protection devices, skylights and ventilation flaps
- Manual operation on device (even without bus connection)
- LED Up and Down switching status display for each channel
- Potential-free contacts for Up and Down per channel
- Setting option for phase sequence and running time of drives
- Copy function for fast configuration



## Technical data

JM 4 T 24V KNX	
Operating voltage KNX	Bus voltage, ~4 mA
Operating voltage	110 – 240 V AC 50 – 60 Hz
Stand-by consumption	~0.5 W
Frequency	50 – 60 Hz
Number of channels	4
Width	4 modules
Installation type	DIN rail
Type of connection	Terminal screws   Bus connection: KNX bus terminal

JM 4 T 24V KNX	
Max. cable cross section	Solid wire: 0.5 mm <sup>2</sup> (Ø 0.8) to 6 mm <sup>2</sup>   Stranded wire with end sleeve: 0.5 mm <sup>2</sup> to 4 mm <sup>2</sup>
Output	Changeover contact, 6 A
Switching capacity	6 A at 24 V DC
Switching output	Potential-free, for SELV, if the whole device switches SELV
Ambient temperature	-5°C ... 45°C
Type of protection	IP 20
Protection class	II according to EN 60 730-1

Subject to technical changes and misprints

additional information at: [www.theben.de/product/4940260](http://www.theben.de/product/4940260)

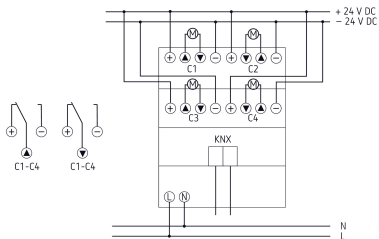
The load data are determined with exemplary selected illuminants and are therefore typical data due to the large number of available products.

# JM 4 T 24V KNX

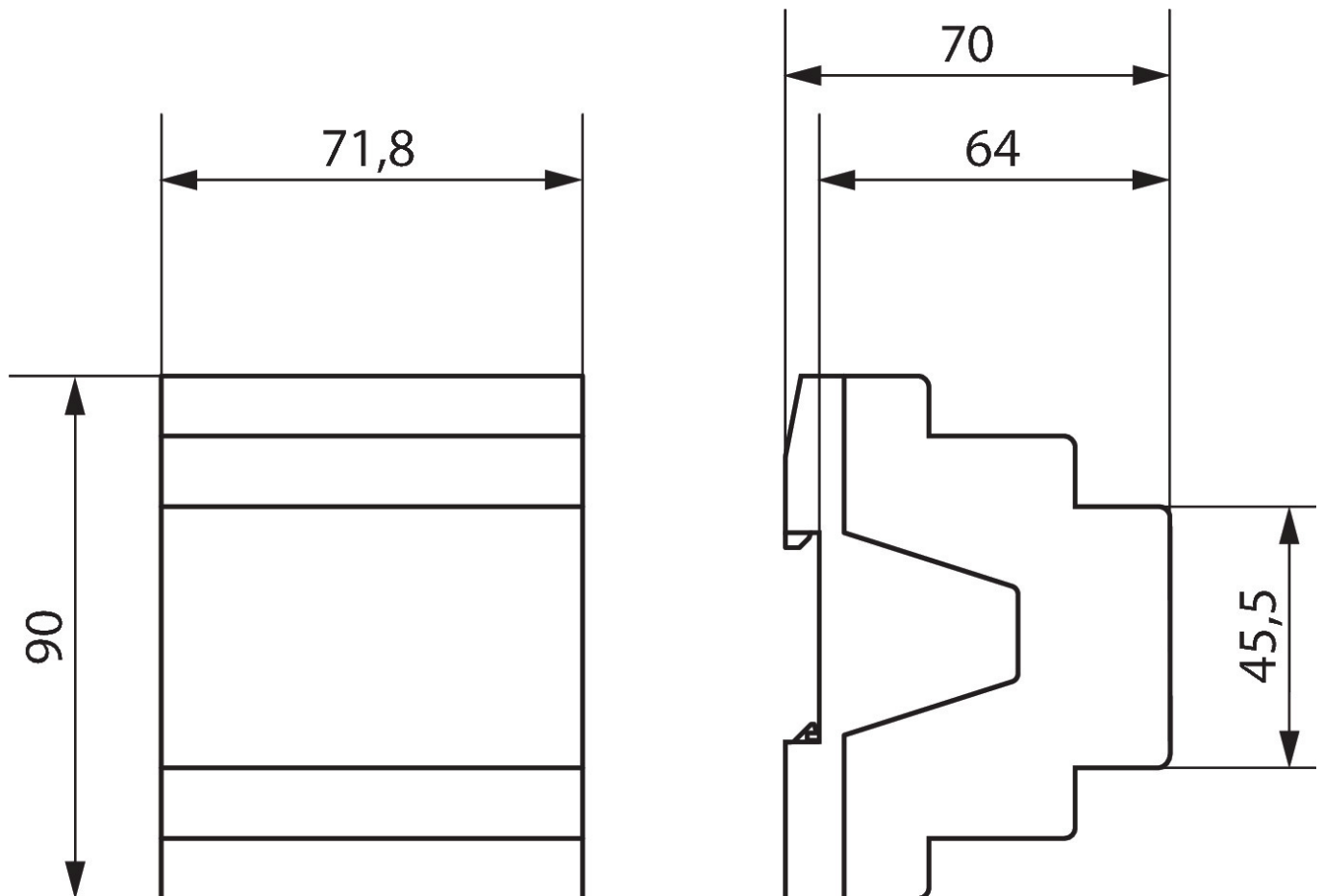
Item no.: 4940260



## Connection example



## Scale drawings



Subject to technical changes and misprints

additional information at: [www.theben.de/product/4940260](http://www.theben.de/product/4940260)

The load data are determined with exemplary selected illuminants and are therefore typical data due to the large number of available products.

03/06/2023

Page 2 of 2