



KNX Generation 6





Your B.E.G. partner in quality and service

Customer satisfaction as a principle

For us, quality starts with product development. It is important to us that the products meet the requirements of our customers and even exceed their expectations.

Pre-sales service - Perfectly tailored to your needs

Our sales representatives will help you with project planning and detector selection and keep you informed about new products from B.E.G. Our competent contacts in the office and field service are also at your disposal for technical questions and support you in the implementation.

After Sales Service - We won't let you down

The high standards we set for the quality of our products also apply to the after-sales service we provide to our customers. B.E.G. offers a comprehensive after-sales service for this purpose. Our trained office staff will provide you with competent support in questions of application, reordering and warranty processing. Should technical problems occur with one of our products, our qualified technicians are available by telephone or, if necessary, on site. [0870 8505412](tel:08708505412)

Our logistics - Our products are delivered to your premises in best time and optimum condition

Through high stock levels and a strict selection of logistics partners, we ensure that goods ordered by you arrive in the shortest possible time and in perfect condition.

Warranty processing

In the event of a warranty claim, we will be happy to assist you with the processing.



B.E.G. Brück Electronic GmbH – a company with over 40 years of experience

Energy-efficient products combined with tradition

Founded in 1975, family-owned B.E.G., headquartered in Lindlar, Germany, has stood for quality and innovation for over 40 years. From the very beginning, our team's focus has been on satisfying customers. The B.E.G. product range is divided into six product lines: LUXOMAT®, LUXOMATIC®, LUXOMAT®net, SAFETYLUX®, CHRONOLUX® and B.E.G. SMARTHOME®. B.E.G. offers customers a wide product range, individual solutions, outstanding quality and personal service.

1975

The foundation stone of our comprehensive range was the development and production of emergency lights. Shortly afterwards came the production of complete systems for emergency lighting installations. While B.E.G. still has emergency lighting in its range today, this of course comes with state of the art technology and energy-saving LEDs.

1986

B.E.G. was one of the first companies in Germany to produce motion detectors and automatic lighting. Since then, B.E.G. has produced many generations of motion detectors, which are installed primarily outside buildings, in particular for security.

The rapid growth in building automation and the resultant rise in demand for intelligent control products has led to the continual expansion of the daylight-dependent/occupancy-dependent detection business. The installation of occupancy detectors is being driven not only by convenience, but also now by cost reduction through energy saving, and environmental protection.

2007-2014

The former administration building becomes a research and development centre with light laboratory. For some time now, B.E.G. has its focus on networked products (e.g. DALI, LON, KNX). Thanks to the new development centre, B.E.G. is able to react to demands on the market within a short time.

B.E.G. has an ever increasing number of branches and agencies in many countries of the world. Each branch or agency employs well-trained personnel offering the best support possible in all issues with respect to building automation.

Contents

KNX occupancy detectors

Technical data	6
Functions	11
Accessory.....	16

KNX remote controls

Technical data and functions	17
------------------------------------	----

KNX products

Technical data and functions	18
------------------------------------	----

KNX built-in devices

Technical data and functions	20
------------------------------------	----

Application examples

Classroom with PD4-KNX	24
Office with PD11-KNX-FLAT-DX-FC	25
High bay warehouse with PD11-KNX-FLAT-DX-FC.....	26
Corridor with PD4N-KNX-K-DX and PD2N-KNX-DX	27
Corridor with Indoor-140-L-KNX-DX	28
High bay warehouse with PD4N-/ PD9-KNX-GH-DX	29
Gym with PD4N-KNX-ST.....	30
Outdoor area with RC-plus next N 230-KNX-DX.....	31
Staircase with Indoor 180-KNX-DX.....	32

KNX system control

Technical data and functions	34
------------------------------------	----



Basic – Economic solution for simple requirements



Standard – comprehensive solution for common requirements



Deluxe – premium solution for demanding applications

Symbology of versions

SM	Surface mounting
FC	False ceiling
FM	Flush mounting

KNX Generation 6



Even more functionality

*Highlights**

- Internal and external light sensor
- User Remote Control
- Additional external light sensor
- Sensor sensitivity individually adjustable
- Setting and reading of parameters via bidirectional smartphone app
- Direction detection

*version-dependent

The product database for importing the ETS database can be downloaded from the B.E.G. homepage.

Efficient switching or dimming with KNX

Innovative – The NEW KNX detectors Generation 6

















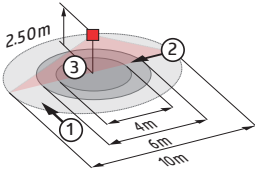
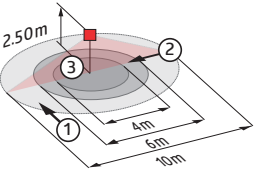
The new Generation 6 KNX sensors have been completely revised and now meet more individual requirements:

The new hardware enables a much smaller mounting depth, which makes installation considerably easier, particularly in restricted installation spaces, e.g. suspended ceilings. In addition, the detectors include depending on model and variant an integrated sound sensor, temperature sensor and, for the Indoor 140-L wall switch, LEDs for orientation and night light function.

KNX detectors from B.E.G. have a range of functionality unique in the market. Brand new functions include software actuation of individual movement sensors, integrated offset regulation for balancing different brightness levels within the room and the full-featured integrated logic module for complex connectivity.








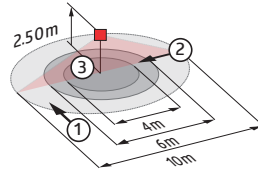
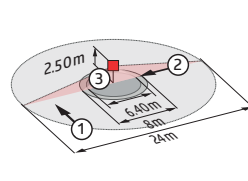
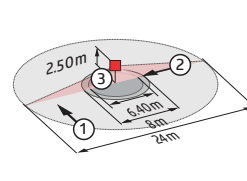
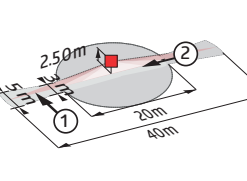
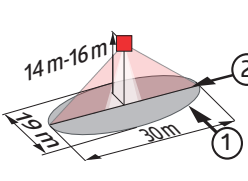
KNX detectors

KNX detectors Technical data		PD2N-KNX-BA	PD2N-KNX-ST
	Voltage	KNX-BUS	KNX-BUS
	Typ. power input	12 mA	12 mA
	Detection area	360°	360°
	Range (approx.)	max. Ø 10 m across max. Ø 6 m towards max. Ø 4 m seated	max. Ø 10 m across max. Ø 6 m towards max. Ø 4 m seated
	Mounting height	2.5 m	2.5 m
	Attention, special mounting orientation / Mounting height		
	Degree / class of protection	IP20 / Class III IP54 with accessory	IP20 / Class III IP54 with accessory
	Burn-in function		1 h to 100 h selectable
	Ambient temperature	-25 °C to +55 °C	-25 °C to +55 °C
	Acoustic sensor		
	Housing	Polycarbonate, UV-resistant	Polycarbonate, UV-resistant
	Remote controllable		IR-Adapter for Smartphones BLE-IR-Adapter IR-PD-KNX
	Output	1x Light (for switching)	1x Light (for regulating or switching), 1x slave output, 3 separate HVAC-blocs
	Orientation light		5 % - 100 % / OFF / 1 min - 255 min
	Night light		5 % - 100 % / OFF
	Set value brightness	5 - 2000 Lux	5 - 2000 Lux
<ul style="list-style-type: none"> ① Walking across ② Walking towards ③ Seated activity/Anti-creep protection 			
Part number		FC - 93380 FM - 93381	FC - 93382 FM - 93383



















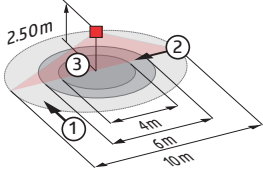
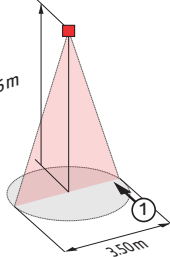







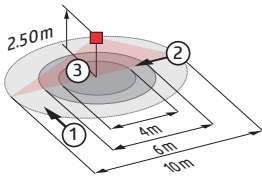
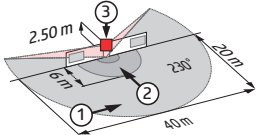
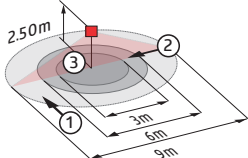
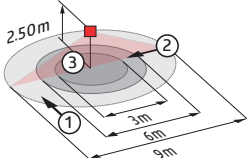
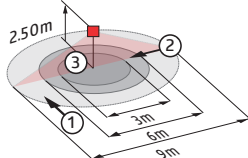
Mounting kit PD2N/4N-SM IP54

Part number 93307





















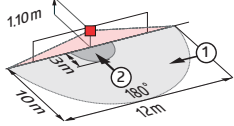
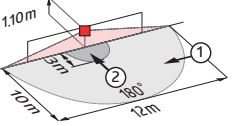
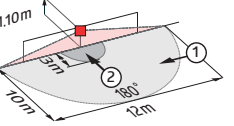
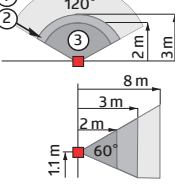
PD2N-KNX-DX	PD4N-KNX-ST	PD4N-KNX-DX	PD4N-KNX-C-DX	PD4-KNX-GH-DX
				
KNX-BUS	KNX-BUS	KNX-BUS	KNX-BUS	KNX-BUS
12 mA	12 mA	12 mA	12 mA	12 mA
360°	360°	360°	360°	360°
max. Ø 10 m across max. Ø 6 m towards max. Ø 4 m seated	max. Ø 24 m across max. Ø 8 m towards max. Ø 6.4 m seated	max. Ø 24 m across max. Ø 8 m towards max. Ø 6.4 m seated	max. Ø 40 m across max. Ø 20 m towards	max. Ø 30 m across max. Ø 30 m towards
2.5 m	2.5 m	2.5 m	2.5 m	14 m
			■	■
IP20 / Class III IP54 with accessory	IP20 / Class III IP54 with accessory	IP20 / Class III IP54 with accessory	IP20 / Class III IP54 with accessory	IP54 / Class III
1 h to 100 h selectable	1 h to 100 h selectable	1 h to 100 h selectable	1 h to 100 h selectable	1 h to 100 h selectable
-25 °C to +55 °C	-25 °C to +55 °C	-25 °C to +55 °C	-25 °C to +55 °C	-25 °C to +55 °C
50 dB		50 dB	50 dB	
Polycarbonate, UV-resistant	Polycarbonate, UV-resistant	Polycarbonate, UV-resistant	Polycarbonate, UV-resistant	Polycarbonate, UV-resistant
IR-Adapter for Smartphones BLE-IR-Adapter IR-PD-KNX IR-PD-KNX-Mini	IR-Adapter for Smartphones BLE-IR-Adapter IR-PD-KNX	IR-Adapter for Smartphones BLE-IR-Adapter IR-PD-KNX IR-PD-KNX-Mini	IR-Adapter for Smartphones BLE-IR-Adapter IR-PD-KNX IR-PD-KNX-Mini	IR-Adapter for Smartphones BLE-IR-Adapter IR-PD-KNX IR-PD-KNX-Mini
1x Light (for regulating or switching), 1x slave output, 3 separate HVAC-blocs	1x Light (for regulating or switching), 1x slave output, 3 separate HVAC-blocs	1x Light (for regulating or switching), 1x slave output, 3 separate HVAC-blocs	1x Light (for regulating or switching), 1x slave output, 3 separate HVAC-blocs	1x Light (for regulating or switching), 1x slave output, 3 separate HVAC-blocs
5 % - 100 % / OFF / 1 min - 255 min	5 % - 100 % / OFF / 1 min - 255 min	5 % - 100 % / OFF / 1 min - 255 min	5 % - 100 % / OFF / 1 min - 255 min	5 % - 100 % / OFF / 1 min - 255 min
5 % - 100 % / OFF	5 % - 100 % / OFF	5 % - 100 % / OFF	5 % - 100 % / OFF	5 % - 100 % / OFF
5 - 2000 Lux	5 - 2000 Lux	5 - 2000 Lux	5 - 2000 Lux	5 - 2000 Lux
				
FC - 93360 FM - 93361	FC - 93384 FM - 93385	FC - 93386 FM - 93387	FC - 93388 FM - 93389	SM - 93399

KNX detectors

KNX detectors Technical data		PD9-KNX-DX	PD9-KNX-GH-DX
			
	Voltage	KNX-BUS	KNX-BUS
	Typ. power input	12 mA	12 mA
	Detection area	360°	360°
	Range (approx.)	max. Ø 10 m across max. Ø 6 m towards max. Ø 4 m seated	max. Ø 3.5 m across
	Mounting height	2.5 m	6 m
	Attention, special mounting orientation/ mounting height		■
	Degree / class of protection	IP20 / Class III	IP20 / Class III
	Burn-in function	1 h to 100 h selectable	1 h to 100 h selectable
	Ambient temperature	-25 °C to +55 °C	-25 °C to +55 °C
	Acoustic sensor		
	Housing	Polycarbonate, UV-resistant	Polycarbonate, UV-resistant
	Remote controllable	IR-Adapter for Smartphones BLE-IR-Adapter IR-PD-KNX IR-PD-KNX-Mini	IR-Adapter for Smartphones BLE-IR-Adapter IR-PD-KNX IR-PD-KNX-Mini
	Output	1x Light (for regulating or switching), 1x slave output, 3 separate HVAC-blocs	1x Light (for regulating or switching), 1x slave output, 3 separate HVAC-blocs
	Orientation light	5 % - 100 % / OFF / 1 min - 255 min	5 % - 100 % / OFF / 1 min - 255 min
	Night light	5 % - 100 % / OFF	5 % - 100 % / OFF
	Set value brightness	5 - 2000 Lux	5 - 2000 Lux
<ul style="list-style-type: none"> ① Walking across ② Walking towards ③ Seated activity/Anti-creep protection 			
Part number		FC - 93390	FC - 93391

PICO-KNX-DX	RC-plus next N 230 KNX-DX	PD11-KNX-FLAT-BA	PD11-KNX-FLAT-ST	PD11-KNX-FLAT-DX
				
KNX-BUS	KNX-BUS	KNX-BUS	KNX-BUS	KNX-BUS
12 mA	12 mA	12 mA	12 mA	12 mA
360°	230°	360°	360°	360°
max. Ø 10 m across max. Ø 6 m towards max. Ø 4 m seated	max. 20 m across max. 6 m towards max. 4 m Anti-creep protection	max. Ø 9 m across max. Ø 6 m towards max. Ø 3 m seated	max. Ø 9 m across max. Ø 6 m towards max. Ø 3 m seated	max. Ø 9 m across max. Ø 6 m towards max. Ø 3 m seated
2.5 m	2.5 m	2.5 m	2.5 m	2.5 m
IP20 / Class III	IP54 / Class III	IP54 / Class III	IP54 / Class III	IP54 / Class III
1 h to 100 h selectable	1 h to 100 h selectable		1 h to 100 h selectable	1 h to 100 h selectable
-25 °C to +55 °C	-25 °C to +55 °C	-25 °C to +55 °C	-25 °C to +55 °C	-25 °C to +55 °C
				50 dB
Polycarbonate, UV-resistant	Polycarbonate, UV-resistant	Polycarbonate, UV-resistant	Polycarbonate, UV-resistant	Polycarbonate, UV-resistant
IR-Adapter for Smartphones BLE-IR-Adapter IR-PD-KNX IR-PD-KNX-Mini	IR-Adapter for Smartphones BLE-IR-Adapter IR-PD-KNX IR-PD-KNX-Mini		IR-Adapter for Smartphones BLE-IR-Adapter IR-PD-KNX	IR-Adapter for Smartphones BLE-IR-Adapter IR-PD-KNX IR-PD-KNX-Mini
1x Light (for regulating or switching), 1x slave output, 3 separate HVAC-blocs	1x Light (for regulating or switching), 1x slave output, 3 separate HVAC-blocs	1x Light (switching) 1 separate HVAC-blocs	1x Light (for regulating or switching), 1x slave output, 3 separate HVAC-blocs	1x Light (for regulating or switching), 1x slave output, 3 separate HVAC-blocs
5 % - 100 % / OFF / 1 min - 255 min	5 % - 100 % / OFF / 1 min - 255 min		5 % - 100 % / OFF / 1 min - 255 min	5 % - 100 % / OFF / 1 min - 255 min
5 % - 100 % / OFF	5 % - 100 % / OFF		5 % - 100 % / OFF	5 % - 100 % / OFF
5 - 2000 Lux	5 - 2000 Lux	5 - 2000 Lux	5 - 2000 Lux	5 - 2000 Lux
				
FC - 92719	white - 93394 black - 93395	FC - 93803	FC - 93802	FC - 93392

KNX detectors




		Indoor 180-KNX-BA	Indoor 180-KNX-ST	Indoor 180-KNX-DX	Indoor 140-L-KNX-DX
KNX detectors Technical data					
	Voltage	KNX-BUS	KNX-BUS	KNX-BUS	KNX-BUS
	Typ. power input	12 mA	12 mA	12 mA	12 mA
	Detection area	180°	180°	180°	140°
	Range (approx.)	max. 10 m across max. 3 m towards	max. 10 m across max. 3 m towards	max. 10 m across max. 3 m towards	max. 8 m across max. 3 m towards
	Mounting height	1.10 m - 2.20 m	1.10 m - 2.20 m	1.10 m - 2.20 m	1.10 m
	Attention, special mounting orientation/ mounting height				■
	Degree / class of protection	IP20 / Class III with frame IP54	IP20 / Class III with frame IP54	IP20 / Class III with frame IP54	IP20 / Class III
	Burn-in function		1h - 100h wählbar	1h - 100h wählbar	1h - 100h wählbar
	Ambient temperature	-25 °C to +55 °C	-25 °C to +55 °C	-25 °C to +55 °C	-25 °C to +55 °C
	Acoustic sensor			50 dB	
	Housing	Polycarbonate, UV-resistant	Polycarbonate, UV-resistant	Polycarbonate, UV-resistant	Polycarbonate, UV-resistant
	Remote controllable		IR-Adapter for Smartphones BLE-IR-Adapter IR-PD-KNX	IR-Adapter for Smartphones BLE-IR-Adapter IR-PD-KNX IR-PD-KNX-Mini	IR-Adapter for Smartphones BLE-IR-Adapter IR-PD-KNX IR-PD-KNX-Mini
	Switching power	1x Light (for switching)	1x Light (for regulating or switching), 1x slave output, 3 separate HVAC-blocs	1x Light (for regulating or switching), 1x slave output, 3 separate HVAC-blocs	1x Light (for regulating or switching), 1x slave output, 3 separate HVAC-blocs
	Orientation light		5% - 100% / OFF / 1min - 255 min	5% - 100% / OFF / 1min - 255 min	5% - 100% / OFF / 1min - 255 min
	Night light		5% - 100% / OFF	5% - 100% / OFF	5% - 100% / OFF
	Set value brightness	5 - 2000 Lux	5 - 2000 Lux	5 - 2000 Lux	5 - 2000 Lux
<ul style="list-style-type: none"> ① Walking across ② Walking towards ③ Smaller movements/ Anti-creep protection 					
Part number		93362	93363	93364	93393





	PD2N-KNX-BA	PD2N-KNX-ST	PD2N-KNX-DX
KNX functions			
KNX occupancy detector with integrated KNX bus connector	■	■	■
Individual adaption of the motion sensor sensitivity	■	■	■
Individual per-sensor adjustment of sensitivity			
Deactivation of individual PIR sensors			
Sound and/or temperature sensor			■
Direction detection			
Master-slave operation for extension of the detection range		■	■
Extensive optimisation options for light measurement		■	■
Measured light value is communicated to the bus		■	■
Programming button (phys. address) can be operated via remote control		■	■
Adaption of dimming curve		■	■
Mixed light measurement with internal light sensor	■		
Mixed light measurement with internal and external light sensor		■	■
Manual influence via external KNX push buttons possible		■	■
Determination of the reflection factor, e.g. on a desk, with the optional BLE-IR-Adapter		■	■
Regulation/switching of three light groups via offset (external influence possible)		■	■
1x light (for switching), 1 separate HVAC bloc	■		
1x Light (for regulating or switching), 1x slave output, 3 separate HVAC-blocs		■	■
Function control (heartbeat, cyclical sending)		■	■
Short presence, self-adjusting follow-up time, corridor function		■	■
Simulated presence			■
Forced shutdown		■	■
Two logic modules			■
Recall of light scenes		■	■
Intelligent central-off function		■	■
Behaviour upon bus voltage return definable at choice	■	■	■
Variable safety pause after switching off the lights		■	■
Status LEDs can be activated/deactivated	■	■	■
Various locking functions	■	■	■
Soft-start		■	■
Part number	FC - 93380 FM - 93381	FC - 93382 FM - 93383	FC - 93360 FM - 93361

KNX detectors

	PD4N-KNX-ST	PD4N-KNX-DX	PD4N-KNX-C-DX
KNX functions			
KNX occupancy detector with integrated KNX bus connector	■	■	■
Individual adaption of the motion sensor sensitivity			
Individual per-sensor adjustment of sensitivity	■	■	■
Deactivation of individual PIR sensors	■	■	■
Sound and/or temperature sensor		■	■
Direction detection	■	■	■
Master-slave operation for extension of the detection range	■	■	■
Extensive optimisation options for light measurement	■	■	■
Measured light value is communicated to the bus	■	■	■
Programming button (phys. address) can be operated via remote control	■	■	■
Adaption of dimming curve	■	■	■
Mixed light measurement with internal light sensor			
Mixed light measurement with internal and external light sensor	■	■	■
Manual influence via external KNX push buttons possible	■	■	■
Determination of the reflection factor, e.g. on a desk, with the optional BLE-IR-Adapter	■	■	■
Regulation/switching of three light groups via offset (external influence possible)	■	■	■
1x light (for switching), 1 separate HVAC bloc			
1x Light (for regulating or switching), 1x slave output, 3 separate HVAC-blocs	■	■	■
Function control (heartbeat, cyclical sending)	■	■	■
Short presence, self-adjusting follow-up time, corridor function	■	■	■
Simulated presence		■	■
Forced shutdown	■	■	■
Two logic modules		■	■
Recall of light scenes	■	■	■
Intelligent central-off function	■	■	■
Behaviour upon bus voltage return definable at choice	■	■	■
Variable safety pause after switching off the lights	■	■	■
Status LEDs can be activated/deactivated	■	■	■
Various locking functions	■	■	■
Soft-start	■	■	■
Part number	FC - 93384 FM - 93385	FC - 93386 FM - 93387	FC - 93388 FM - 93389


KNX detectors

	PD11-KNX-FLAT-BA	PD11-KNX-FLAT-ST	PD11-KNX-FLAT-DX
KNX functions			
KNX occupancy detector with integrated KNX bus connector	■	■	■
Individual adaption of the motion sensor sensitivity	■	■	■
Individual per-sensor adjustment of sensitivity			
Deactivation of individual PIR sensors			
Sound and/or temperature sensor			■
Direction detection			
Master-slave operation for extension of the detection range		■	■
Extensive optimisation options for light measurement		■	■
Measured light value is communicated to the bus		■	■
Programming button (phys. address) can be operated via remote control		■	■
Adaption of dimming curve		■	■
Mixed light measurement with internal light sensor	■	■	■
Manual influence via external KNX push buttons possible		■	■
Determination of the reflection factor, e.g. on a desk, with the optional BLE-IR-Adapter		■	■
Regulation/switching of three light groups via offset (external influence possible)		■	■
1x Light (for regulating or switching), 1x slave output, 3 separate HVAC-blocs		■	■
1x light (for switching), 1 separate HVAC bloc	■		
Function control (heartbeat, cyclical sending)		■	■
Short presence, self-adjusting follow-up time, corridor function		■	■
Simulated presence			■
Forced shutdown		■	■
Two logic modules			■
Recall of light scenes		■	■
Intelligent central-off function		■	■
Behaviour upon bus voltage return definable at choice	■	■	■
Status LEDs can be activated/deactivated	■	■	■
Various locking functions	■	■	■
Soft-start		■	■
Part number	FC - 93803	FC - 93802	FC - 93392

	Indoor 180-KNX-BA	Indoor 180-KNX-ST	Indoor 180-KNX-DX	Indoor 140-L-KNX-DX
KNX functions				
KNX occupancy detector with integrated KNX bus connector	■	■	■	■
Individual adaption of the motion sensor sensitivity	■	■	■	■
Master-slave operation for extension of the detection range		■	■	■
Extensive optimisation options for light measurement		■	■	■
Measured light value is communicated to the bus		■	■	■
Programming button (phys. address) can be operated via remote control		■	■	■
Adaption of dimming curve		■	■	■
Mixed light measurement with internal light sensor	■	■	■	■
Manual influence via external KNX push buttons possible		■	■	■
Determination of the reflection factor, e.g. on a desk, with the optional BLE-IR-Adapter		■	■	■
Regulation/switching of three light groups via offset (external influence possible)		■	■	■
1x light (for switching), 1 separate HVAC bloc	■			
Function control (heartbeat, cyclical sending)		■	■	■
Short presence, self-adjusting follow-up time		■	■	■
Simulated presence			■	■
Forced shutdown		■	■	■
Two logic modules			■	■
Recall of light scenes		■	■	■
Intelligent central-off function		■	■	■
Behaviour upon bus voltage return definable at choice	■	■	■	■
Variable safety pause after switching off the lights		■	■	■
For use with covering (interior cover dimensions 50x50mm) in 5 different colours	■	■	■	
In combination with centre plates usable with current frame systems of various manufacturers	■	■	■	■
Please order cover frame separately, available in various colours	■	■	■	■
Premonition of switch-off		■	■	■
Integrated downlight with the function of an orientation or a night light				■
Integrated pushbutton (two functions programmable)				■
Part number	93362	93363	93364	93393


Choices for wall mounted wall detectors

Individual frame



B.E.G. detector

B.E.G. frame



B.E.G. detector

B.E.G. frame

Description	Part Number
Frame IP54, inner dimension 50x50mm, pure white, mat, similar RAL 9010	92139
Frame IP20, inner dimension 50x50mm, pure white, mat, similar RAL 9010	92630
Frame IP20, inner dimension 50x50mm, traffic white, mat, similar RAL 9016	92631
Frame IP20, inner dimension 50x50mm, pearl white, mat, similar RAL 1013	92632
Frame IP20, inner dimension 50x50mm, silver, mat, similar RAL 9006	92633
Frame IP20, inner dimension 50x50mm, anthracite, mat, similar RAL 7021	92634

Description	Part Number
Frame, inner dimension 63x63mm, anthracite, mat, similar RAL 7021	94341
Frame, inner dimension 63x63mm, pure white, glossy, similar RAL 9010	94342
Frame, inner dimension 63x63mm, pure white, mat, similar RAL 9010	94343
Frame, inner dimension 63x63mm, pearl white, mat, similar RAL 1013	94344

Central plates for combinations with switch manufacturers



B.E.G. detector

Manufacturer's frame system

B.E.G. Centre plate

Adapter for installation into common switch systems	Part Number	suitable for
Centre plate set (56x56mm), pure white, glossy, similar RAL 9010, angular	35126	Berker S.1
Centre plate set (56x56mm), pure white, glossy, similar RAL 9010, rounded	35127	Berker
Centre plate set (55x55mm), signal white, glossy, similar RAL 9003	39241	Merten System M JungSERIE A
Centre plate set (55x55mm), pure white, glossy, similar RAL 9010	39222	Gira System 55 Schneider EXXACT
Centre plate set (45x45mm), traffic white, mat, similar RAL 9016	38947	legrand Niloé
Centre plate set (45x45mm), pearl white, mat, similar RAL 1013	39076	Niko Original
Centre plate set (55x55mm), pure white, glossy, similar RAL 9010	39242	ABB reflex S1 Busch-Jäger reflex S1



B.E.G. detector

Manufacturer's frame system

B.E.G. Centre plate

Adapter for installation into common switch systems	Part Number	suitable for
Centre plate set (63x63mm), pure white, glossy, similar RAL 9010	94345	
Centre plate set (63x63mm), anthracite, glossy, similar RAL 7021	94347	Busch-Jäger future linear, carat
Centre plate set (63x63mm), cream white, glossy, similar RAL 9001	94349	
Centre plate set (55x55mm), pure white, glossy, similar RAL 9010	94346	Merten System M Jung SERIE A
Centre plate set (55x55mm), signalweiß, glossy, similar RAL 9003	94352	Gira System 55 Schneider EXXACT
Centre plate set (45x45mm), pure white, glossy, similar RAL 9010	38946	legrand Niloé
Centre plate set (45x45mm), pearl white, mat, similar RAL 1013	39075	Niko Original

KNX remote controls

Technical data IR-PD-KNX:

- **Size:** L 80 x W 60 x D 8 mm
- **Battery:** Lithium CR2032, 3 Volt (included)
- **Range:** cloudy or dark: 5-6 m, direct sunlight: 2-3 m

Technical data IR-Adapter for Smartphones:

- **Size:** L 47 x W 19 x D 10 mm
- **Type of connection:** Micro-USB, jack plug 3.5 mm
- **Range:** max. 8 m

LUXOMAT® IR-ADAPTER FOR SMARTPHONES



i SUITABLE FOR:

- All detectors with receiving diode

Description	Colour	Part Number
IR-Adapter for Smartphones	black	92726

LUXOMAT® BLE-IR-ADAPTER



i SUITABLE FOR:

- All detectors with receiving diode

Description	Colour	Part Number
BLE-IR-Adapter	grey/red	93067

LUXOMAT® IR-PD-KNX-MINI



i SUITABLE FOR:

- PD2N-KNX-DX
- PD4N-KNX-DX
- PD4N-KNX-K-DX
- PD4-KNX-GH-DX
- PD9-KNX-DX
- PD9-KNX-GH-DX
- PD11-KNX-FLAT-DX
- RC-plus next N 230 KNX-DX
- Indoor 180-KNX-DX

Description	Colour	Part Number
IR-PD-KNX-MINI	grey	93398

LUXOMAT® IR-PD-KNX














i SUITABLE FOR:

- PD2N-KNX-ST/-DX
- PD4N-KNX-ST/-DX
- PD4N-KNX-K-ST/-DX
- PD4-KNX-GH-DX
- PD9-KNX-DX
- PD9-KNX-GH-DX
- PD11-KNX-FLAT-ST/DX
- RC-plus next N 230 KNX-DX
- Indoor 180-KNX-ST/-DX

Description	Colour	Part Number
IR-PD-KNX	grey	92123

KNX products

		KNX Push button interface PBM-KNX-DX-4W	KNX Weather station KNX-WTS-GPS
Technical data/ Functions			
	Voltage	KNX-BUS	KNX BUS 12 - 40 V DC or 12 - 28 V AC
	Typ. power input	9.5 mA (typ.) (Imax parameterisable 12.5 mA or 20 mA)	
	Degree / class of protection	IP20 / Class III	IP44 / Class II
	Ambient temperature	-25 °C to +55 °C	-30 °C to +50 °C
	Housing	Polycarbonate, UV-resistant	Polycarbonate, UV-resistant
	Settings	Settings: via ETS system (The product database for importing into the ETS application must be downloaded from the B.E.G. homepage).	Settings: via ETS system (The product database for importing into the ETS application must be downloaded from the B.E.G. homepage).
	Display elements	Programming LED	Programming LED
	Manual operation	Programming button	Programming button
	Connections	2 x 1 mm pins for bus terminal plug board: 8 pin	
Binary input or output device (push button interface) for pattress boxes (60 mm)		■	
Programmable behaviour in case of BUS voltage loss or bus voltage return		■	■
Switching- and dimming function		■	
Control of blinds		■	■
Up to 50 group address links possible		■	■
User-friendly ETS interface		■	■
Four inputs for potential-free push-button and switch contacts		■	
Four binary outputs for controlling LEDs		■	
Parameterisation via ETS 3, 4 or 5		■ 4, 5	■ 3, 4, 5
Weather station with sensors, evaluation electronics and bus connection in a compact housing			■
Values can be used to control threshold-depending switching outputs			■
Detection of the position of the sun via GPS signal (azimuth and elevation) for an automatic control of the sun shielding			■
Measuring of the ambient light (output of the measured value in Lux)			■
Integrated measuring of wind speed (without wind wheel) with adjustable threshold for wind alarm			■
Detection of precipitation with adjustable precipitation alarm			■
Measuring of temperature			■
Weekly and yearly time switch			■
Logic module		■	■
Part number		93365	90221

2

KNX built-in devices

For basic tasks in the KNX system








The entire KNX system is supplied with power via the KNX bus, the B.E.G. power supply converts 230V to 30VDC. A KNXnet/IP interface can be used to access the system. This is the interface between the KNX software ETS and the system. The use of additional devices, such as one with an integrated web server, for example, creates even more possibilities that contribute to comfort.

The other devices are then controlled via the interface. Actuators ensure reliable control of the system. Eight or 16 consumers can be switched with one switching actuator, for example household appliances, HVAC systems or lighting.

A DALI system can be integrated into the KNX system via the KNX/DALI gateway.



KNX built-in devices






		Switching actuator 4 or 8 channel SA4-230/16/H/KNX REG SA8-230/16/H/KNX REG
Technical data/ Functions		
	Voltage	KNX-Bus
	Degree / class of protection	IP20 / Class II
	Ambient temperature	0 °C to +45 °C
	Housing	Plastic LEXAN UL-94-V0
	Display elements	Red LED: Programming LED
	Manual operation	Manual operation of the channels directly on the device
The switch actuators receive KNX telegrams and switch up to 8 or 16 consumers independently of one another.		
Each outlet can be individually programmed through the ETS3, 4 and 5. A choice can be made between logical links, status reports, block functions, central switch functions and comprehensive time functions, such as activation/deactivation of delays and staircase lighting timer functions. Scenario functions are also available.		■
The device is planned for permanent installation on a DIN-rail (top hat) in high voltage current distributors.		■
Installation must take place in dry interiors		■
Each outlet is controlled by way of a bistable relay and can also be manually activated with the buttons at the actuator.		■
In the event of a mains failure, all relays maintain their current switch position. In the event of bus voltage failure or resumption, the switch positions of the relay can be individually programmed for each channel.		■
Measures the current consumption of the connected consumers as of a current of 20mA		
The following values can be determined: mA, A, kW		
Determination of consumption per channel and sum of all channels		
Surveillance of service intervals		■
Suitable for loads with up to 200µF at 16A		■
Resettable operating hour counter		■
Cost-efficient programming of a KNX system via LAN		
Websites can be called up from the integrated web server via the TCP/IP network in order to display KNX statuses or to switch events		
Part number		SA4 - 90136 SA8 - 93336

SA = Switching Actuator

DIM = DIM Actuator

SBA = Shutter Blind Actuator

XC = Channel

Switching actuator 4 or 8 channel with current measurement SA4-230/16/H/EM KNX REG SA8-230/16/H/EM KNX REG	Dimmer 4 channel DIM4-230/1-10V/ 16/H/KNX REG	Shutter blind actuator 4 or 8 channel KNX SBA-4C / 8C-230 V	Shutter blind actuator 4 channel, 24 V KNX SBA-4C-24 V	KNX Interface KNXnet/IP Interface
				
KNX-Bus	KNX-Bus	Supply voltage: 230 VAC / 50 Hz Output voltage: 230 VAC / 50 Hz	Supply voltage: 230 VAC / 50 Hz Output voltage: 24 VDC	12-30 VAC / DC
IP20 / Class II	IP20 / Class II	IP20 / Class II	IP20 / Class II	IP20 / Class II
0 °C to +45 °C	0 °C to +45 °C	0 °C to +45 °C	0 °C to +45 °C	0 °C to +45 °C
Plastic LEXAN UL-94-V0	Plastic LEXAN UL-94-V0	Plastic LEXAN UL-94-V0	Plastic LEXAN UL-94-V0	Plastic LEXAN UL-94-V0
Red LED: Programming LED	Red LED: Programming LED , Green LED: Channel status	Red LED: Programming LED , Green LED: Channel status	Red LED: Programming LED , Green LED: Channel status	LA-LED for indicating communication on the Ethernet connection LK-LED for indicating Ethernet connection
Manual operation of the channels directly on the device	Manual operation of the channels directly on the device	Manual operation of the channels directly on the device	Manual operation of the channels directly on the device	
		■	■	
■	■	■	■	
■	■	■	■	■
■	■	■	■	■
■	■			
■	■			
■				
■				
■				
■				
■				
■				
■				
■				
■				■
■				■
SA4 - 90139 SA8 - 93339	93980	4C - 90190* 8C - 90192*	90191* (93930)	90125








*discontinued model

CL = Capacitive Load









EM = E-Metering

P = Power Supply

KNX built-in devices

		KNX Interface KNXnet/IP Interface Web	Power supply PSN-230/640mA/ 30V/KNX REG
Technical data/ Functions			NEW 
	Voltage	12-30 VAC / DC	200 - 240V AC 50/60 Hz
	Degree / class of protection	IP20 / Class II	IP20 / Class I
	Ambient temperature	0 °C to +45 °C	-5 °C to +50 °C
	Housing	Plastic LEXAN UL-94-V0	PC
	Display elements	ILA-LED for indicating communication on the Ethernet connection, LK-LED for indicating Ethernet connection LED red when displaying normal/addressing mode Learn keys for switching normal/addressing mode	Yellow LED: Overload Green LED: Operation Red LED: Reset
The device is planned for permanent installation on a DIN-rail (top hat) in high voltage current distributors.		■	■
Installation must take place in dry interiors		■	■
Cost-efficient programming of a KNX system via LAN		■	
Websites can be called up from the integrated web server via the TCP/IP network in order to display KNX statuses or to switch events		■	
Part number		90126	90214

KNX built-in devices

		KNX Gateway DALI/KNX-Gateway IP-N	KNX Gateway DALI/KNX-Gateway DA64-230/KNX REG
Technical data/ Functions			NEW 
	Voltage	Supply voltage: 110 - 240 V 50 / 60 Hz	Supply voltage: 110 - 240 V 50 / 60 Hz
	Degree / class of protection	IP20 / Class I	IP20 / Class II
	Ambient temperature	0 °C to +45 °C	0 °C to +45 °C
	Housing	Plastic LEXAN UL-94-V0	Plastic LEXAN UL-94-V0
	Display elements	Red LED: Programming LED Yellow: LAN Red LED: ERROR	Red LED: Programming LED Yellow: LAN Red LED: ERROR
	Manual operation	Manual operation of the channels directly on the device	
Websites can be called up from the integrated web server via the TCP/IP network in order to display KNX statuses or to switch events		■	
All B.E.G. KNX detectors can be used		■	■
Each gateway is for controlling and dimming up to 64 electronic ballasts in 16 groups		■	■
RJ45 interface for integration into the IP network		■	■
Commissioning and assignment of the electronic ballasts (DALI) via operating keys, ETS or integrated web server		■	■
Various operating modes		■	■
Burn-in function for optimising the lifetime of the lamps		■	
Scenes module for controlling individual electronic ballasts		■	■
Individual error detection (transmission to KNX or Ethernet)		■	■
Part number		90134	93302

Application example classroom with PD4N-KNX-DX



■ Task:

A classroom usually has a side window front, two light bands and a blackboard lighting. The light falling in through the windows makes the room on one side brighter than on the other. However, during the lesson there should be optimum lighting conditions at all places.

■ KNX-System:

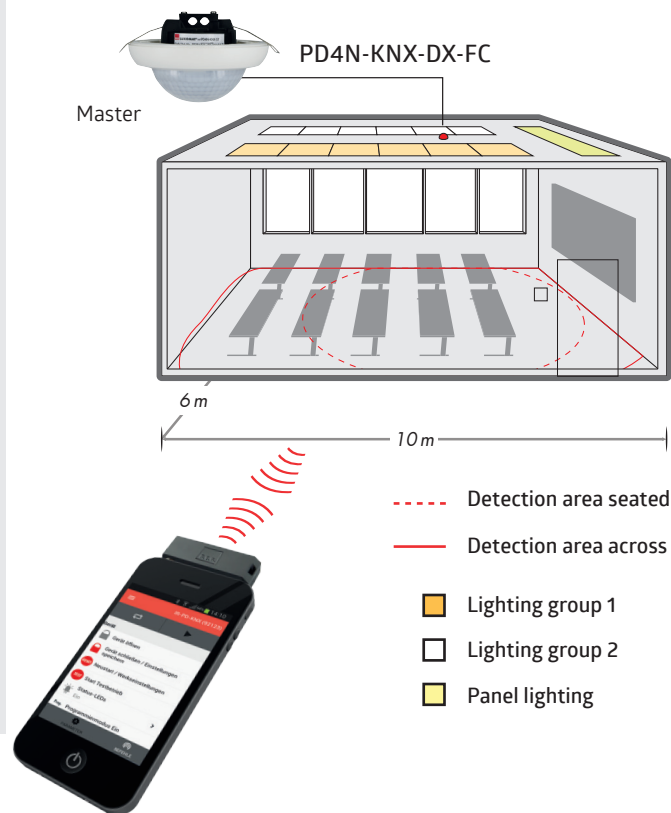
Using the push button interface, the lighting and blinds can be controlled manually. Pushbutton 1 transmits the commands light on/off or up/dimming depending on the duration of the push-button press. Pushbutton 2 switches the blackboard lighting on or off. Pushbuttons 3 and 4 control the blinds.

In semi-automatic mode, the occupancy detector is activated manually via the pushbutton interface. Thanks to the additional light-independent channel, it is possible to switch the blackboard lighting on and off using a switching actuator.

The occupancy detector controls the lighting via the DALI/KNX gateway. By entering a percentage offset value for the window light group, the wall side of the room is supplied with more light than the window side.

The occupancy detector automatically switches off lighting and blackboard light when no movement is detected. Should this happen despite presence (e.g. during a class test with little movement in the room), the lighting can be reactivated by movement thanks to the intelligent semi-automatic system.

The blind actuator enables convenient shading of the windows by controlling the blind. This control can also take place automatically via the KNX weather station.



Description	Colour	Page	Part Number
PD4N-KNX-DX-FC	white	7	93386
Push button interface 4 times PBM-KNX-DX-4W	-	18	93365
SA8-230/16/H/KNX REG	grey	20	93336
DALI/KNX Gateway IP-N	white	23	90134
SBA4-230/10/H/KNX REG	grey	22	93930
PSN-230/640/30/KNX REG	white	21	90214
KNX Weatherstation	white	18	90221

Application example office with PD11-KNX-FLAT-DX-FC



■ Task:

In an office with a window front and two workstations, lighting and air conditioning are to be regulated according to requirements. The room users should be able to intervene in the light and blind control.


■ KNX-System:

The push button interface allows the user to control lighting and shading manually: Pushbuttons 1 and 2 switch lighting on and off or dim it. With pushbuttons 3 and 4, the blind can be lowered or raised step by step or completely.

Space-saving and discreet, the super-flat PD11 occupancy detector controls the lighting directly above the workstations. As a slave device, the Indoor 180 covers the detection area at the door so that entering the room is reliably detected.

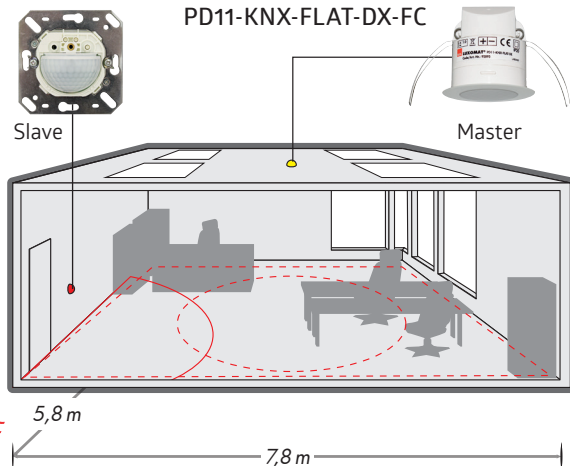
The "short presence" function is used to avoid unnecessary switch-on times. A time is stored here that the room user must be present at least so that the normal follow-up time is activated after leaving the room. If the user is in the room for a shorter time, the follow-up time after leaving the room is reduced as a percentage.

With the detector, switching actuator and corresponding settings for the presence duration, the air-conditioning system is activated with a time delay via an HVAC channel.



Indoor 180-KNX-ST

PD11-KNX-FLAT-DX-FC



- Detection area seated
- Detection area across
- Indoor 180-KNX-ST
- PD11-KNX-FLAT-DX



Description	Colour	Page	Part Number
PD11-KNX-FLAT-DX-FC	white	8	93392
Indoor 180-KNX-ST-FM	white	10	93363
Push button interface 4 times PBM-KNX-DX-4W	-	18	93365
DALI/KNX Gateway IP-N	white	23	90134
PSN-230/640/30/KNX REG	grey	22	90214
SA8-230/16/H/KNX REG	white	21	93336
SBA4-230/10/H/KNX REG	grey	20	93930

Application example open plan office with PD11-KNX-FLAT-DX-FC



■ Task:

Open-plan offices with many workstations must be designed flexibly for changes in use. The lighting of the entire area should be efficiently controlled and flexible in the allocation of scenarios.

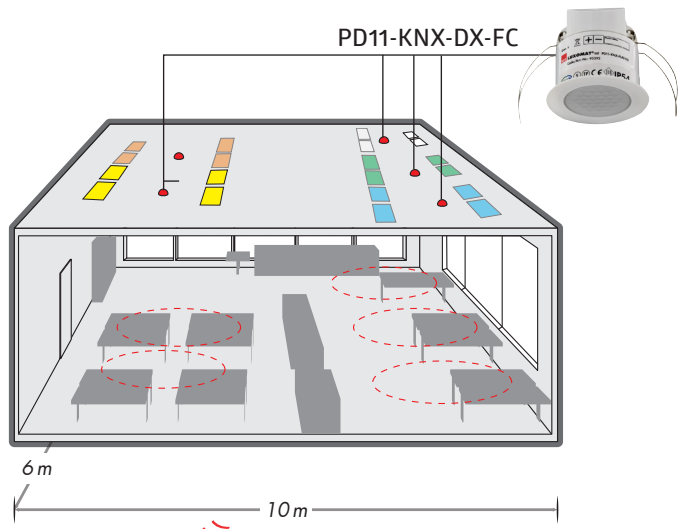
■ KNX-System:

The possibility of programming B.E.G. KNX occupancy detectors as master or slave devices allows flexible monitoring of large areas. The slave devices transmit the "Presence" information to the master device, which monitors the room brightness and the follow-up time and switches or regulates the lighting. If the office is redesigned, the slave devices can be reprogrammed as master devices and control their own areas, such as new departments.

With the "moving daylight" function, the reference detector whose brightness value is used for light control changes automatically throughout the day. The lower brightness value in the room is then always used as the set value. For example, the brightness value of the master device can be used in the morning and the brightness value of the slave device (brightness object) can be used in the afternoon.

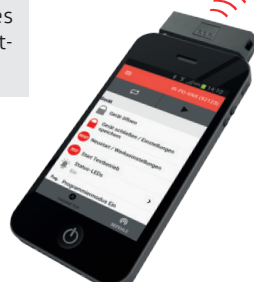
DALI light groups are configured via the DALI/KNX gateway. The web server integrated into the B.E.G. DALI/KNX Gateway makes it possible to define, extend or reduce lighting groups conveniently via smartphone or wireless LAN.

The switching actuator SA8-230/16/EM KNX REG connected to the sockets detects and monitors the current consumption and displays it directly in kW/h. This makes it easy to record the energy consumption of each department.



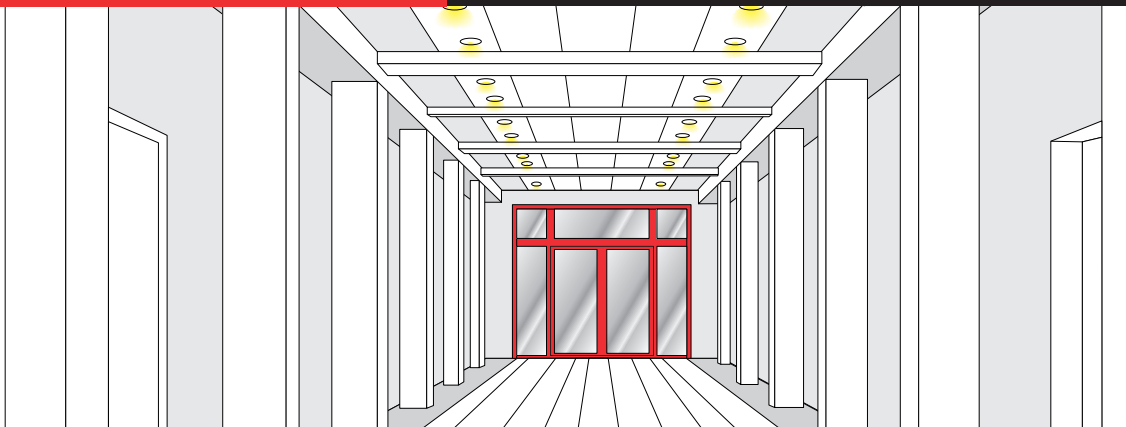
--- Detection area seated

- Lighting group 1
- Lighting group 2
- Lighting group 3
- Lighting group 4
- Lighting group 5



Description	Colour	Page	Part Number
PD4N-KNX-DX-FC	white	7	93386
PD11-KNX-FLAT-DX-FC	white	9	93392
SA8-230/16/H/EM KNX REG	grey	21	93339
DALI/KNX Gateway IP-N	white	23	90134
PSN-230/640/30/KNX REG	grey	22	90214

Application example corridor with PD4N-KNX-C-DX and PD2N-KNX-DX



■ Task:

Corridors are usually only used as passageways, they are narrow and long with many doors. People should be detected quickly - despite the movement towards the detector, which is difficult to detect.


■ KNX-System:

Thanks to special sensor and lens systems, the PD4N-KNX-C-DX can achieve ranges of up to 40 meters with the usual mounting height. This range can even be extended by slave devices. Even extremely long corridors can be detected safely and easily.

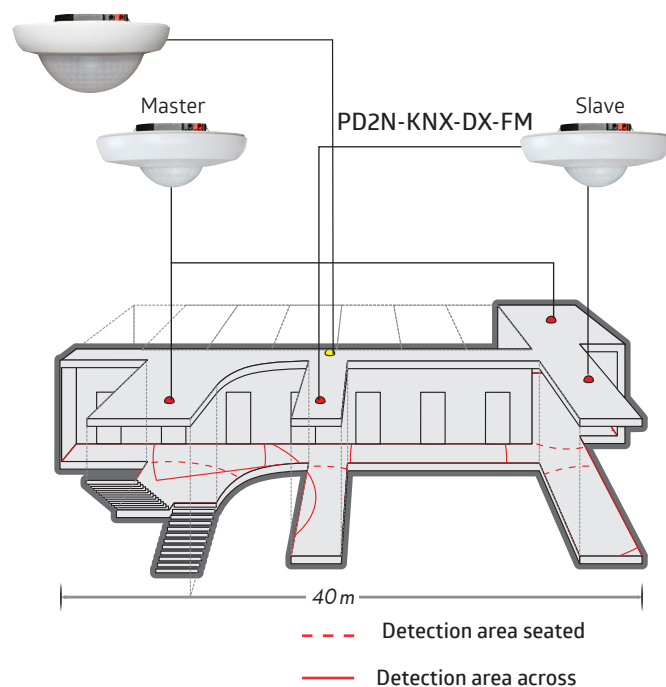
An individual sensitivity can be set for each sensor of the KNX detector and an individual follow-up time can be stored. The detector then uses the follow-up time of the sensor that last registered the movement. The follow-up time then depends on the person's running direction.

When movement is detected, the occupancy detectors control the DALI/KNX gateway and regulate the lighting to the defined set value, either from 0% or 100%.

If there is no person in the corridor, the lighting can either be switched off or used as orientation light, e.g. with 15% of the normal lighting.

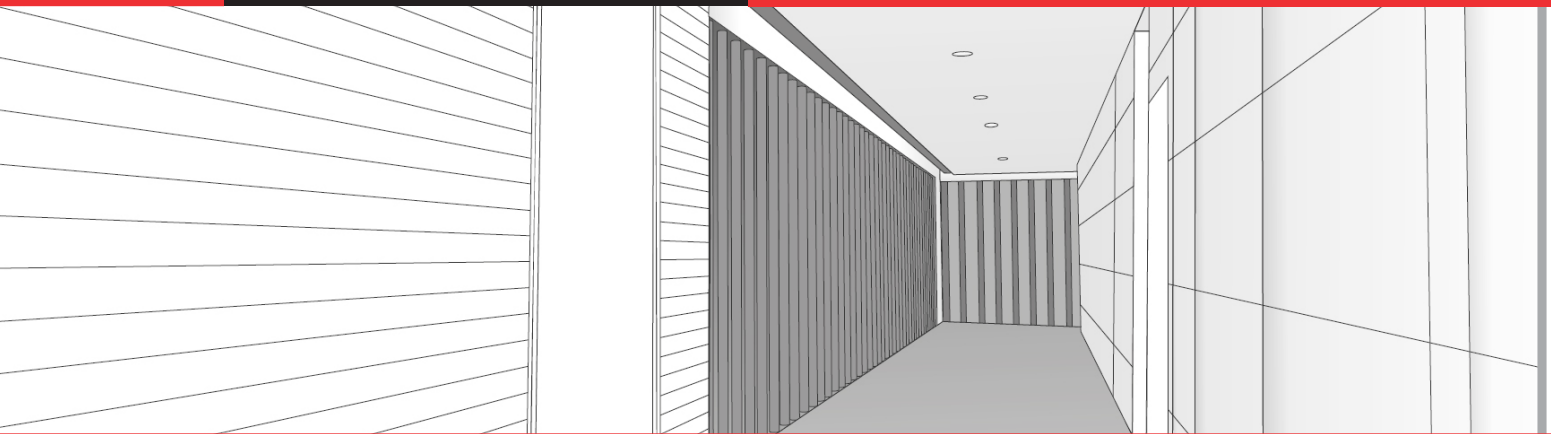


PD4N-KNX-C-DX-FM



Description	Colour	Page	Part Number
PD4N-KNX-C-DX-FM	white	7	93389
PD2N-KNX-DX-FM	white	7	93361
Surface mounting set IP54	white	6	93307
SA8-230/16/H/KNX REG	grey	22	93336
PSN-230/640/30/KNX REG	grey	20	90214
DALI/KNX Gateway IP-N	white	23	90134

Application example corridor with Indoor 140-L-KNX-DX



Task:

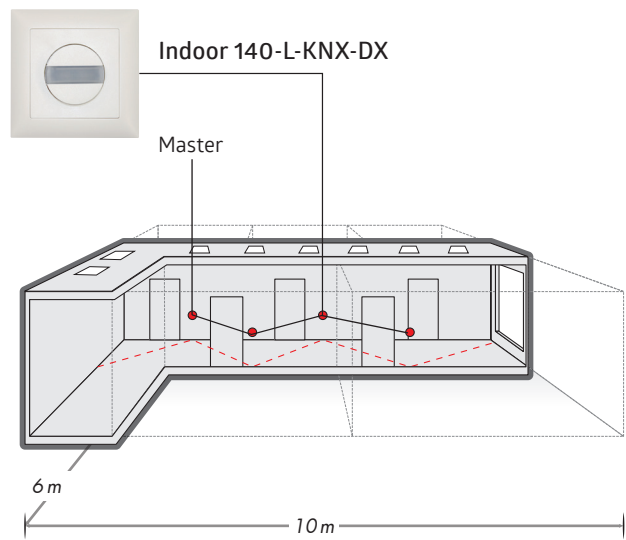
In a hotel corridor, an automatic lighting control system with wall occupancy detectors is to be integrated into the KNX system. A manual on/off button is to be implemented directly by means of the occupancy detectors. The surroundings of the wall switches should alternatively be illuminated when the switch-on threshold is fallen below.

KNX-System:

The Indoor 140-L-KNX-DX is a wall occupancy detector, 2-way push-button and orientation light (thanks to its LED downlight) in one. The detectors are installed along the corridor near the doors. The master device is defined at the darkest point of the corridor, the other detectors in the corridor are slave devices.


The ETS is used to define percentage values for the downlight in the detector as orientation and night light. The night light is permanently activated when the current light value falls below the switch-on threshold, so the corridor is never completely dark. If motion is detected, it can be dimmed up to the orientation light.

If more light is needed, the person can activate the main light which is connected via the DALI/KNX gateway by pressing the integrated pushbutton.



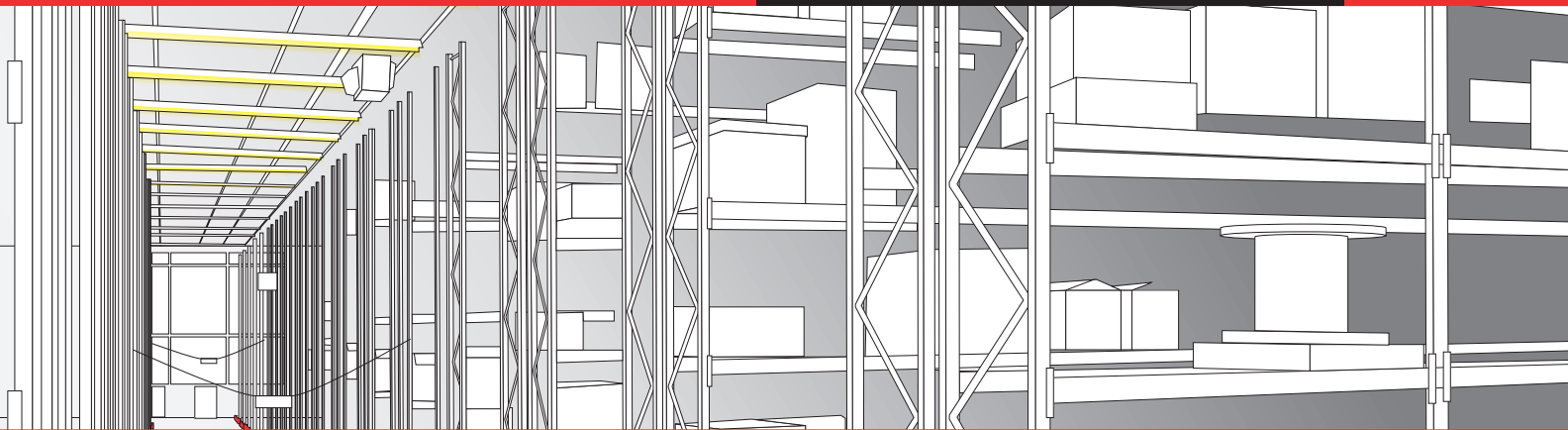
--- Detection area seated

— Detection area across



Description	Colour	Page	Part Number
Indoor 140-L-KNX-DX	white	10	93393
PSN-230/640/30/KNX REG	grey	22	90214
DALI/KNX Gateway IP-N	white	23	90134

Application example high bay warehouse with PD4-/PD9-KNX-GH-DX




■ **Task:**
High-bay warehouses with long aisles and heights of up to 16m are not uncommon. Despite the extreme mounting height, a presence-dependent lighting control should function reliably.

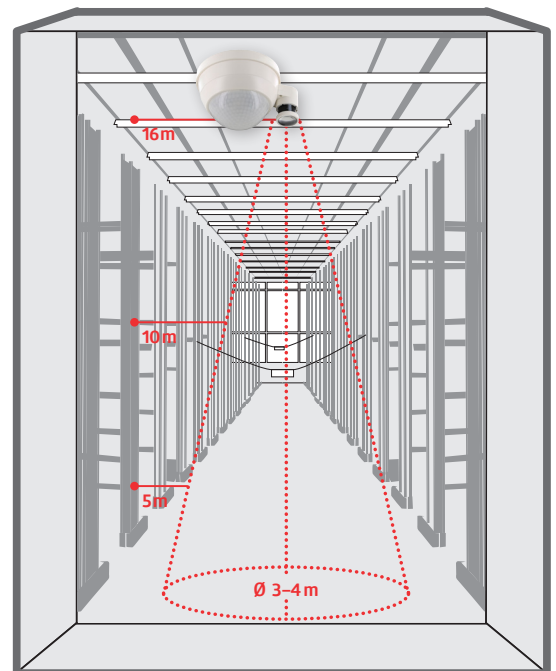
■ **KNX-System:**
The KNX-GH occupancy detectors are suitable for high bay warehouses with their optics specially developed for large mounting heights. The PD4N (optimum height 14m) or the PD9 (optimum height 6m) can be used as required.

The PD4N-KNX-GH-DX covers a large detection area. The sensors that look out of the aisle can be deactivated via the ETS so that only the movements in the aisle are really detected.

The KNX bus is supplied with power via the KNX power supply.



PD4-KNX-GH-DX-SM
Reflect light, measure, control,
Detecting movement



Description	Colour	Page	Part Number
PD4-KNX-GH-DX-SM	white	7	93399
PSN-230/640/30/KNX REG	grey	22	90214
SA4-230/16/H/KNX REG	grey	20	90136

Application example gym with PD4N-KNX-ST



■ Task:

The lighting of a three-field gymnasium is to be controlled with intelligent building technology. The lighting should be optimally controlled for the entire hall as well as for the three-part division.

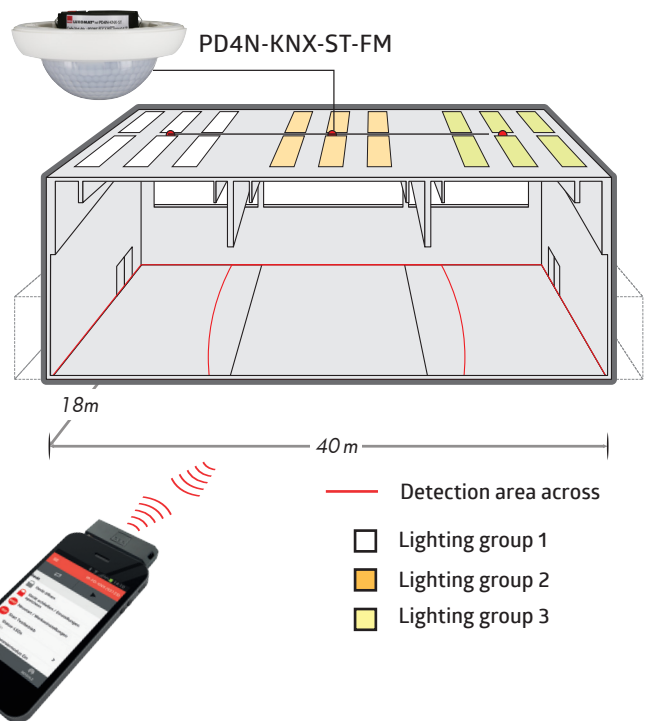
■ KNX-System:

One master and two slave occupancy detectors are used in each part of the hall - the master device controls the respective lighting control, the slave devices serve to increase the range. Each part of the hall is regulated separately. Ball protection baskets are mounted to protect the detectors.

When the KNX Control Touch-Panel triggers the partition walls to be raised, they contact the limit switches, which are connected to a four-way push button interface.

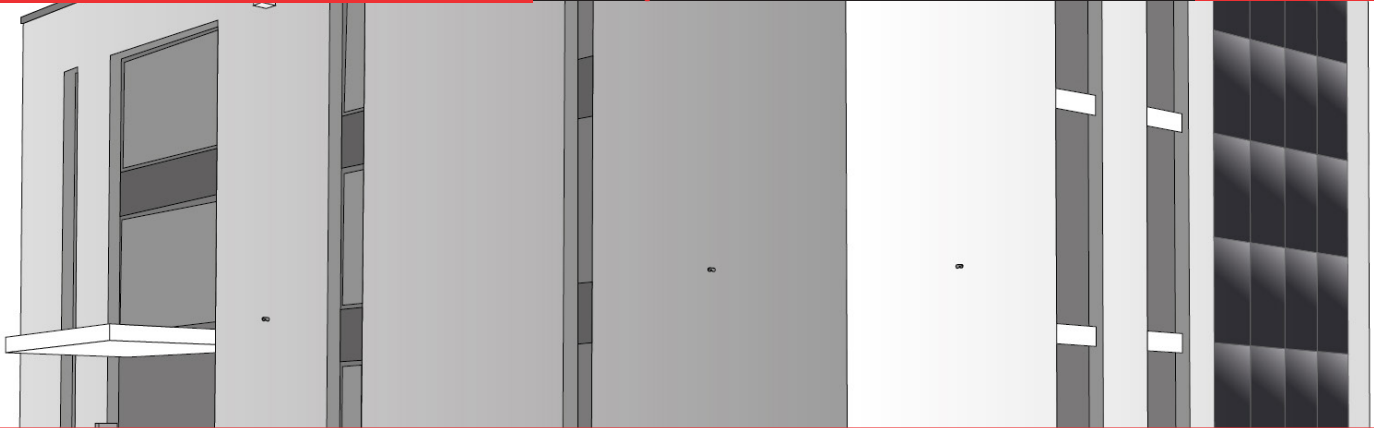
The logic module automatically converts the controlling of three fields to a total field: A query telegram activates a logic stored in the system that converts the middle master device to the sole master and the other two master devices into slave devices. The master occupancy detector now controls the entire hall lighting via the DALI/KNX gateway.

In combination with the occupancy detector, the simple handling of the KNX Control Touch Panel also allows the lighting set values to be changed quickly: at the touch of a button, for example, a change can be made between 800 lux for cleaning mode, 500 lux for school mode or 100% illumination for competitions, thus optimally adapting the lighting control to the respective requirements.



Description	Colour	Page	Part Number
PD4N-KNX-ST-FM	white	7	93385
Surface mounting set IP54	white	6	93307
Control Touch-Panel	black	34	90120
DALI/KNX Gateway IP-N	white	23	90134
PSN-230/640/30/KNX REG	grey	22	90214
Wire basket BSK	white	-	92199
Push button interface 4 times PBM-KNX-DX-4W	-	18	93365
FM-Cavity wall socket	grey	34	90128
Metal frame for Control Touch-Panel Aluminium	Aluminium	34	90137

Application example outdoor area with RC-plus next N 230-KNX-DX



■ **Task:**

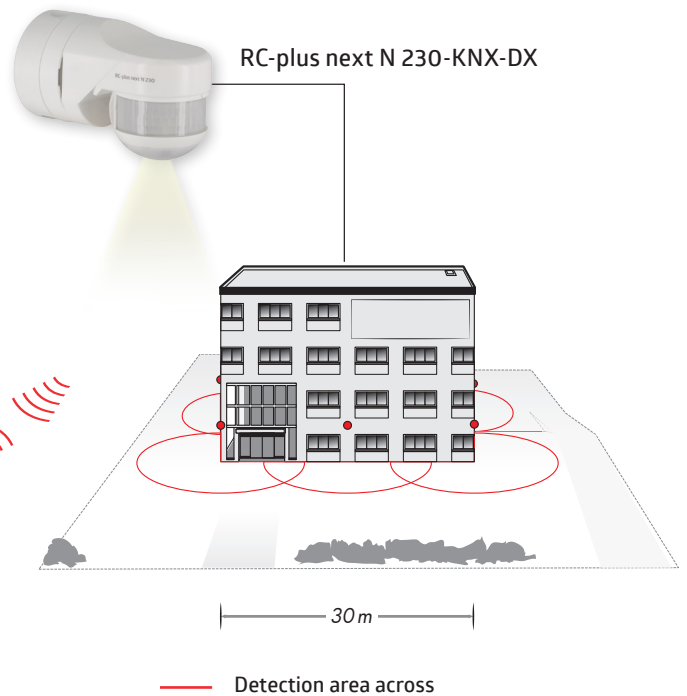

The outdoor area of an office building is to be covered with motion detectors. Reliable lighting of the walkways has top priority. In addition, the outdoor detectors are to be integrated into the overall KNX concept of the building.

■ **KNX-System:**

The external detectors are mounted on the façade at regular intervals and above the doors. When movement is detected and the ambient brightness is too low, they switch the outdoor lighting via switching actuators.

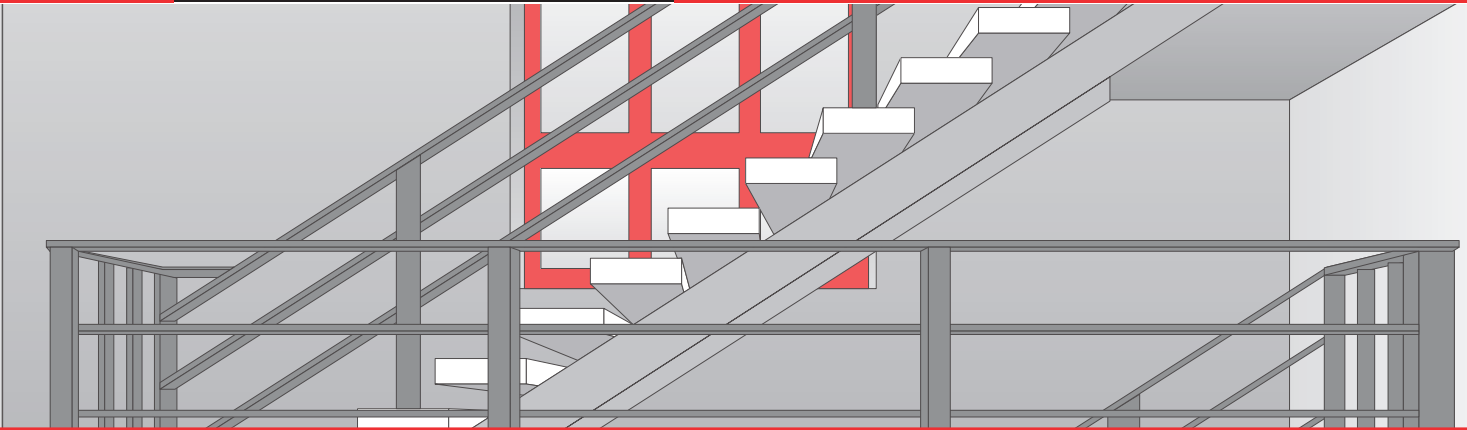
Due to the programmability of the individual sensors, the follow-up time can be adapted to the running direction of the persons.

The integrated temperature sensor makes the outside temperature available to the system. These and all other measured values (such as brightness) can be displayed inside the building on the KNX Control Touch-Panel. A trend line over a longer period of time can also be displayed.



Description	Colour	Page	Part Number
RC-plus next N 230-KNX-DX	white	9	93394
RC-plus next N 230-KNX-DX	black	9	93395
PSN-230/640/30/KNX REG	grey	22	90214
SA4-230/16/H/KNX REG	grey	20	90136
Control Touch-Panel	black	34	90120
FM-Cavity wall socket	grey	34	90128
Metal frame for Control Touch-Panel Aluminium	Aluminium	34	90137

Application example staircase with Indoor 180-KNX-DX



Task:

In the stairwell of a four-storey apartment building, the lighting is to be automatically controlled on each floor. Wall occupancy detectors are desired as detectors.


KNX-System:

The KNX detectors are installed instead of the usual light switches. Each detector on its floor is set up as a master device.

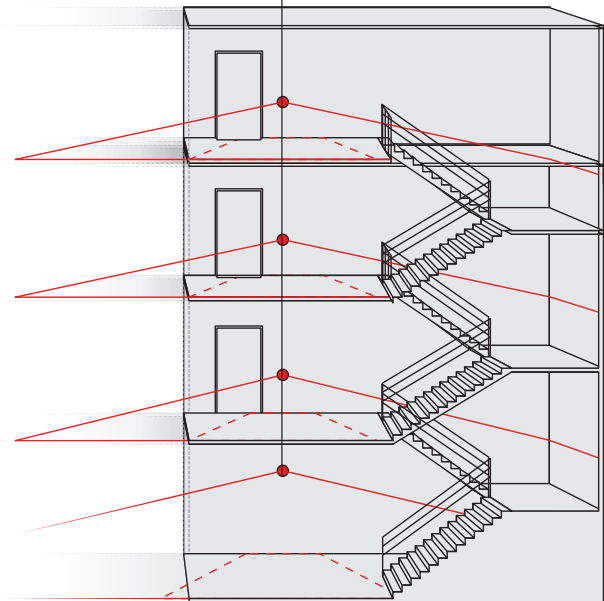
The fourfold switching actuator activates the light in the section in which the person is located when movement occurs.

If no more movement is detected, the follow-up time of the respective detector starts. Before the light is permanently deactivated, the switch-off warning is active. If there is still a person in the stairwell, this person can prevent the light from being switched off by movement.

The DX version of the Indoor 180 KNX also has a noise sensor. This can also be used to extend the follow-up time by making noises.



Indoor 180-KNX-DX



--- Detection area towards

— Detection area across



Description	Colour	Page	Part Number
Indoor 180-KNX-DX	white	10	93364
PSN-230/640/30/KNX REG	white	22	90214
SA4-230/16/H/KNX REG	grey	20	90136

KNX visualisation

KNX system control

With KNX products from B.E.G., individual and flexible solutions for building automation can be implemented. Values and scenes are defined by programming in the KNX software ETS, so that the system switches automatically time-dependently or reacts to information from the KNX detectors.

For comfort, however, it is particularly important in private households that residents can override the set values if necessary.

B.E.G. offers the KNX Control Touch Panel in its versatile range. All important standard functions and status displays of the KNX system can be easily set via the graphic-capable 5.7" TFT colour display with LED backlighting.







The password-protected touch display enables the use of 110 KNX functions and stores up to 64 scenes, which the user can easily configure.



LUXOMAT® KNX Control Touch-Panel



- Graphic-compatible TFT colour display with LED background lighting
- All important standard functions and status displays of the KNX system
- Password protection, logic module, alarm module, etc.
- Password assignment for 10 main operator pages and all configuration pages possible
- Individual symbol assignment
- 110 KNX functions in the form of operator pages
- Programmable via ETS 3, 4 and 5
- Up to 64 easy to configure scenarios
- Easy operation
- Integrated weekly switching schedule
- Simulated presence
- Logical linking of up to 60 objects

	
230 V AC 50 / 60 Hz + KNX BUS	
	
Plastic ABS Terez 32/19V0	
	
0 °C to +45 °C	

Description	Colour	Part Number
KNX Control Touch-Panel	-	90120
Accessory		
Metal frame Control Touch-Panel	Aluminium	90137
FM-Cavity wall socket	grey	90128



Quick programming via Smartphone

The B.E.G. remote control app is the easiest way to program all B.E.G. remote control-capable occupancy and motion detectors, photo electric switches, lights and emergency lights. The modern design makes it quick to find your way around.

To use the remote control app, you will need the B.E.G. IR adapter for smartphones and a compatible smartphone. An up-to-date list of compatible smartphones is available from the B.E.G. website.

Unidirectional products from B.E.G. can be programmed via the remote control app.

Bidirectional B.E.G. products can also be read, i.e. the values stored in the product can be displayed by the app.



Download the remote control app for free:



Highlights BLE-IR-Adapter

- Connects the smartphone to all B.E.G. remote products: The Bluetooth infrared adapter for programming and calibration
- Communicates with smartphone via Bluetooth Low Energy and with product via Infrared
- Bidirectional communication method
- Easy and user friendly programming of B.E.G. products via the free B.E.G. App
- Quick programming without smartphone is possible thanks to the adapter's memory.
- Integrated luxmeter for brightness and light measurement
- Actual light level is transmitted regularly to compatible B.E.G. products.
- For compatible Android or iOS smartphones, compatibility list see B.E.G. website

B.E.G.



■ Subsidiaries and commercial agencies

B.E.G. operates a policy of continuous product improvement and development. And reserve the right to change the product specifications of any time. Errors excepted.

B.E.G.

B.E.G. UK Ltd

Apex Court – Grove House, Camphill Road
West Byfleet, Surrey KT14 6SQ

T 0 870 850 5412

F 0 870 850 5413

info@beguk.co.uk

beg-luxomat.com

B.E.G.

Headquarter Germany

B.E.G. Brück Electronic GmbH

Gerberstraße 33

51789 Lindlar

T +49 (0)2266-90121-0

F +49 (0)2266-90121-50

info@beg.de

beg-luxomat.com